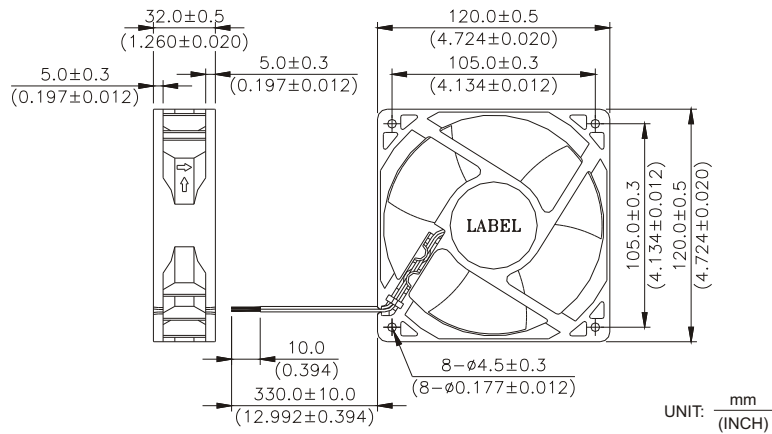


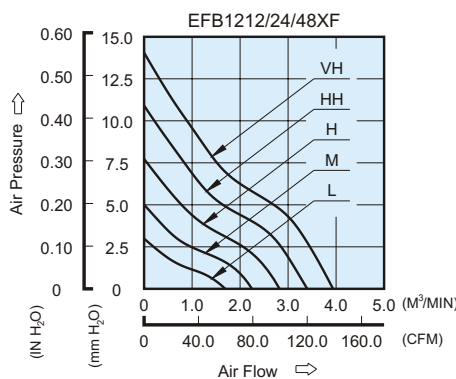
# E FB 120 x 120 x 32 MM SERIES

## DIMENSIONS DRAWING

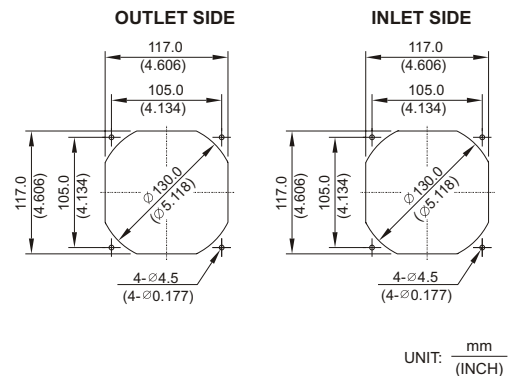


- \* Bearing Type  
Ball Bearings
- \* Material  
Impeller & Frame : Plastic (UL 94V-0)
- \* Lead Wires :  
UL 1007 AWG #24 OR Equivalent  
Red Wire Positive (+)  
Black Wire Negative (-)
- \* Weight : 250g (8.82 oz)

## P & Q CURVE (AT RATED VOLTAGE)



## MOUNTING PANEL CUTOUT



MODEL		Rated Voltage	Operating Voltage Range	Rated Current	Rated Input Power	Speed	Maximum Air Flow		Maximum Air Pressure		Noise
PART NO.	FUNCTION	VDC	VDC	Amp	Watt	R.P.M.	m <sup>3</sup> /min	CFM	mmH <sub>2</sub> O	IN H <sub>2</sub> O	dB-A
EFB1212LF	-R00 / -F00	12	4.0 to 13.8	0.13	1.56	1900	1.700	60.03	3.00	0.118	33.5
EFB1224LF	-R00 / -F00	24	7.0 to 27.6	0.09	2.16						
EFB1248LF	-R00 / -F00	48	28.0 to 56.0	0.04	1.92						
EFB1212MF	-R00 / -F00	12	4.0 to 13.8	0.22	2.64	2500	2.270	80.16	5.00	0.197	40.5
EFB1224MF	-R00 / -F00	24	7.0 to 27.6	0.13	3.12						
EFB1248MF	-R00 / -F00	48	28.0 to 56.0	0.07	3.36						
EFB1212HF	-R00 / -F00	12	4.0 to 13.8	0.32	3.84	3150	2.830	99.94	7.73	0.304	45.5
EFB1224HF	-R00 / -F00	24	7.0 to 27.6	0.19	4.56						
EFB1248HF	-R00 / -F00	48	28.0 to 56.0	0.10	4.80						
EFB1212HHF	-R00 / -F00	12	4.0 to 13.8	0.51	6.12	3800	3.400	120.07	10.90	0.429	50.5
EFB1224HHF	-R00 / -F00	24	7.0 to 27.6	0.28	6.72						
EFB1248HHF	-R00 / -F00	48	28.0 to 56.0	0.14	6.72						
EFB1212VHF	-R00 / -F00	12	4.0 to 13.2	0.74	8.88	4400	3.960	139.85	14.30	0.563	55.5
EFB1224VHF	-R00 / -F00	24	7.0 to 26.4	0.40	9.60						
EFB1248VHF	-R00 / -F00	48	28.0 to 56.0	0.22	10.56						

- \* Function type is optional.
- \* The max. air flow and the speed are measured in free air ; max. air pressure is measured at zero air flow.
- \* Noise is measured in anechoic chamber in free air, one meter from intake side.
- \* All readings are typical values at rated voltage.
- \* Specifications are subject to change without notice.